




# WELCOME IST!


The webinar will begin at 7pm. Before this time you will not be able to hear anything





WE  IST

**YOUR ROLE AT ROVERWAY**




# WHAT IS MY ROLE AT ROVERWAY?

**International Service Team.** Please be aware in France you may also be referred to as EIS (Equipe Internationale de Service).

Put simply you are the blood that keeps the camp running smoothly. You perform the tasks and jobs that help to keep the camp running and support the participants in having a fab time.

You will all be designated a job (or mission) to complete throughout Roverway but may be called upon to do other roles if needs be.




# WHEN WILL I FIND OUT MY ROLE & TEAM?

The Organisers will have sent you a preference form to complete in May.

Throughout June they will be matching up skills and people to build teams.

You will be informed of your role and team by the end of July.




# TEAMS

You will be put into an international team.


All IST teams will work in English.

Each team will be led by a French leader who will be bilingual.



# ACCOMMODATION

- IST will have their own separate “subcamp”.
- You will need to organise your own tents – feel free to share or camp on your own!! (Remember comfort and kit!)
- Please remember to follow Girlguiding and TSA sleeping arrangement guidelines.
- Please respect the sleeping areas - IST zones are to be silent



# LABEL YOUR BAGS!

Label your bags so you know they are yours.

At the Opening Ceremonies your bags need to be labelled:

*Your Name*

*UK Contingent*

*IST*

*Jambville*

<p>NAME: My Name JAMBVILLE</p> <p>●</p> <p><b>IST UNITED KINGDOM</b></p>	
<p>NAME: My Name JAMBVILLE</p> <p>●</p> <p><b>IST UNITED KINGDOM</b></p>	

The UKC are producing a glamorous contingent branded ID badge for you to print and complete

(TOP TIP – Use cable ties to secure your label to your bag – it will stay attached to your bag for longer!)



# IST LIAISON


A number of IST have been designated as IST liaison

There job is to act as a link between the CMT and other IST.

The liaison will be able to pass on messages from the CMT or pass concerns to the CMT.

HOWEVER the IST liaison hold no position of responsibility over other IST (you are not team leaders)


If any IST have concerns they can come directly to the CMT.





# IST LIAISON

Charlotte Callaghan  
Ruth Weltch,  
Lee Francis,  
Roxy Thompson,  
Nicola Talbot,  
Margaret Medler,  
Jessica Beck,  
Keith Morrison,  
Ollie Hyde




# TRAVEL

All travel needs to be noted on EVENTSFORCE

IST should travel to and from Paris

Opening ceremony is in Paris, there will then be transport provided to the site.




# IT'S TIME FOR ROVERWAY!

## On the day..

1. Wear your uniform and Contingent necker
2. Please leave enough time for check-in/ getting to departure location
3. Have all valuables on you at all times
4. Once in France, remember the time difference
5. Lookout for CMT member in your opening ceremony city. We are hoping to send a member to each one, so we can welcome and help you
6. Need to arrive together to opening ceremony together to register
7. First meal is on 3<sup>rd</sup> August dinner – don't go hungry

If anything goes wrong on the way, please let us know ASAP (via wristband numbers)



# ILE DE FRANCE: PARIS

10:00 REGISTRATION  
OPENS

All IST

Roverband



## GETTING TO THE OPENING CEREMONY:

**From Charles de Gaulle Airport:** Take RER line B to Saint-Michel Notre-Dame THEN walk to Cluny-La Sorbonne Metro Station THEN take Metro to Cardinal Lemoine . (1hr)

**From Gare du Nord:** Take Metro line 5 to Gare d'Austerlitz THEN take Metro line 10 to Cardinal Lemoine



# CAR PARKING

## IN PARIS:


Closest carpark to opening ceremony – **Salpêtrière Italie - Gare d'Austerlitz**

<https://parclick.com/parking-paris> - Find Carparks and book online!

## AT JAMBVILLE:


Parking on land owned by French Scouts, but a little distance from the main camp (take everything you need with you!)

Please do not leave valuables in your car.




# HELP! RUNNING LATE?

- PLAN – ensure you have some extra time to spare in case of mishaps!
- If you hit travel difficulties or are going to be late to the ceremonies then you must let the CMT know as soon as possible.
- We will assist you with getting to the Opening Ceremonies, and ensure that you join the rest of your Road promptly.
- Keep in touch throughout the delays



# TRAVELLING BY CAR


- Take breaks!
- Make sure you have food with you
- Carry some Euro change, for car parks, toll roads and toilets!



# TRAVELLING BY CAR

Make sure you are carrying :

- Documentation for your vehicle (insurance etc.)
- Drivers Licence
- GB sticker
- Warning Triangle
- Reflective Jackets for all occupants of vehicle
- Headlamp Adjustment Kit
- Breathalyser





# SAFEGUARDING

As over 18 members of Girlguiding and The Scout Association you have a duty to safeguard all young members

Whilst in France please follow the Girlguiding and The Scout Association safeguarding policies.


Please report any safeguarding concerns to the CMT –do not try and deal with them yourselves.

Girlguiding members will receive an email link to complete the e-learning module to remind you of your responsibilities towards safeguarding.



# RULES TO REMEMBER

- Alcohol free site
  - No drugs
  - No knives longer than 12cm
  - Be respectful of cultures and beliefs.
- 
- HAVE FUN!





WE  IST

QUESTIONS

